

## Cathepsin K (Marker of Tumor Invasiveness) Antibody

Mouse Monoclonal Antibody [Clone CTSK/2791]

Catalog No	Format	Size
1513-MSM1-P0	Purified Ab with BSA and Azide at 200ug/ml	20 ug
1513-MSM1-P1	Purified Ab with BSA and Azide at 200ug/ml	100 ug
1513-MSM1-P1ABX	Purified Ab WITHOUT BSA and Azide at 1.0mg/ml	100 ug

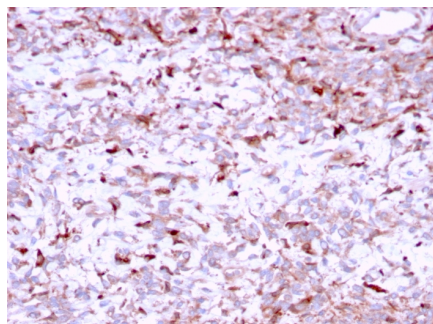
Applications	Tested Dillution	Note
Immunohistochemistry (IHC)	1-2ug/ml	30 min at RT. Staining of formalin-fixed tissues requires heating tissue sections in 10mM Tris with 1mM EDTA, pH 9.0, for 45 min at 95°C followed by cooling at RT for 20 minutes

### Product Details

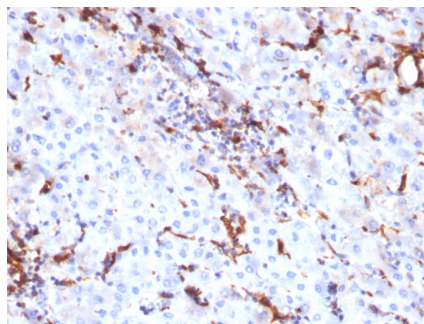
<b>Clone</b>	CTSK/2791
<b>Gene Name</b>	CTSK
<b>Immunogen</b>	Recombinant fragment of human Cathepsin K protein (around aa 163-274) (exact sequence is proprietary)
<b>Host</b>	Mouse
<b>Clonality</b>	Monoclonal
<b>Isotype / Light Chain</b>	IgG1 / Kappa
<b>Mol. Weight of Antigen</b>	39kDa
<b>Cellular Localization</b>	Apical cell membrane, Lysosome, Secreted
<b>Species Reactivity</b>	Human
<b>Positive Control</b>	Human liver or breast tissue (IHC).

\*Optimal dilution for a specific application should be determined.

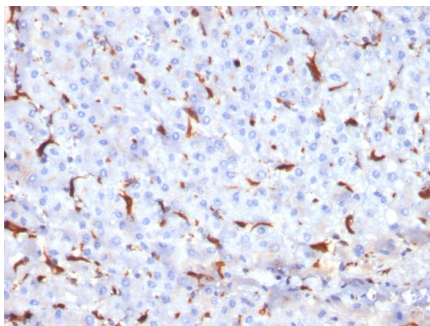
### Product Images for Cathepsin K (Marker of Tumor Invasiveness) Antibody



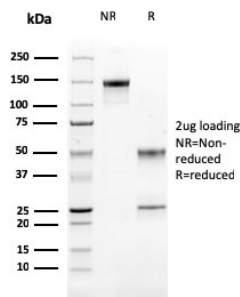
Formalin-fixed, paraffin-embedded human Liver Carcinoma stained with Cathepsin K Mouse Monoclonal Antibody (CTSK/2791).



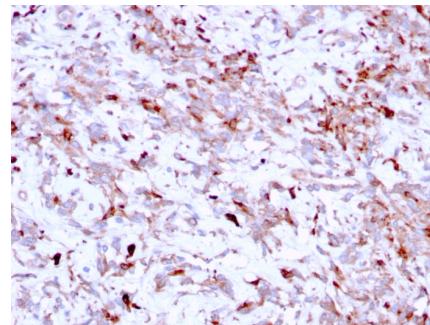
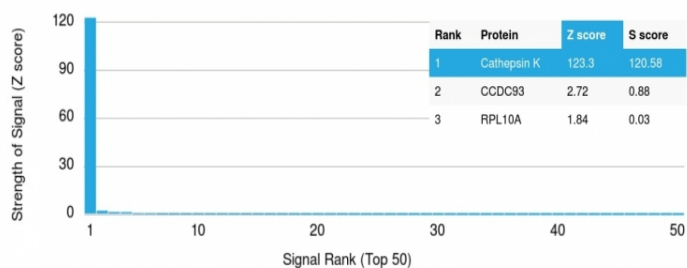
Formalin-fixed, paraffin-embedded human Liver stained with Cathepsin K Mouse Monoclonal Antibody (CTSK/2791).



Formalin-fixed, paraffin-embedded human Liver stained with Cathepsin K Mouse Monoclonal Antibody (CTSK/2791).



SDS-PAGE Analysis Purified Cathepsin K Mouse Monoclonal Antibody (CTSK/2791). Confirmation of Purity and Integrity of Antibody



Formalin-fixed, paraffin-embedded human Liver Carcinoma stained with Cathepsin K Mouse Monoclonal Antibody (CTSK/2791).

Analysis of Protein Array containing more than 19,000 full-length human proteins using Cathepsin K Mouse Monoclonal Antibody (CTSK/2791) Z- and S- Score: The Z-score represents the strength of a signal that a monoclonal antibody (MAb) (in combination with a fluorescently-tagged anti-IgG secondary antibody) produces when binding to a particular protein on the HuProt™ array. Z-scores are described in units of standard deviations (SD's) above the mean value of all signals generated on that array. If targets on HuProt™ are arranged in descending order of the Z-score, the S-score is the difference (also in units of SD's) between the Z-score. S-score therefore represents the relative target specificity of a MAb to its intended target. A MAb is considered to be specific to its intended target, if the MAb has an S-score of at least 2.5. For example, if a MAb binds to protein X with a Z-score of 43 and to protein Y with a Z-score of 14, then the S-score for the binding of that MAb to protein X is equal to 29.

### Specificity & Comments

The protein encoded by this gene is a lysosomal cysteine proteinase involved in bone remodeling and resorption. This protein, which is a member of the peptidase C1 protein family, is predominantly expressed in osteoclasts. However, the encoded protein is also expressed in a significant fraction of human breast cancers, where it could contribute to tumor invasiveness. Mutations in this gene are the cause of pycnodysostosis, an autosomal recessive disease characterized by osteosclerosis and short stature.

### Supplied As

200ug/ml of Ab Purified from Bioreactor Concentrate by Protein A/G. Prepared in 10mM PBS with 0.05% BSA & 0.05% azide. Also available WITHOUT BSA & azide at 1.0mg/ml.

### Storage and Stability

Antibody with azide - store at 2 to 8°C. Antibody without azide - store at -20 to -80°C. Antibody is stable for 24 months. Non-hazardous. No MSDS required.

### Research Areas

Cardiovascular, Immuno Oncology, Immunology, Transcription Factors

### Limitations and Warranty

This antibody is available for research use only and is not approved for use in diagnosis. There are no warranties, expressed or implied, which extend beyond this description. Company is not liable for any personal injury or economic loss resulting from this product.