

DAZL (Deleted in Azoospermia-like) Antibody

Mouse Monoclonal Antibody [Clone DAZL/4253]

Catalog No	Format	Size
1618-MSM1-P0	Purified Ab with BSA and Azide at 200ug/ml	20 ug
1618-MSM1-P1	Purified Ab with BSA and Azide at 200ug/ml	100 ug
1618-MSM1-P1ABX	Purified Ab WITHOUT BSA and Azide at 1.0mg/ml	100 ug

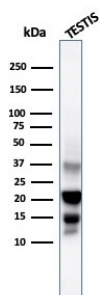
Applications	Tested Dillution	Note
Immunofluorescence (IF)	1-3ug/ml	
Immunohistochemistry (IHC)	1-2ug/ml	30 min at RT. Staining of formalin-fixed tissues requires heating tissue sections in 10mM Tris with 1mM EDTA, pH 9.0, for 45 min at 95°C followed by cooling at RT for 20 minutes
Western Blot (WB)	2-4ug/ml	

Product Details

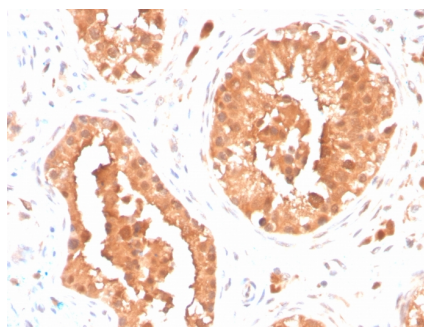
Clone	DAZL/4253
Gene Name	DAZL
Immunogen	Recognizes DAZL protein C terminus sequence CRVHHFRSRAMLKSV.
Host	Mouse
Clonality	Monoclonal
Isotype / Light Chain	IgG1
Mol. Weight of Antigen	33kDa
Cellular Localization	Cytoplasm, Nucleus
Species Reactivity	Cynomolgus Monkey, Human, Mouse, Rat
Positive Control	Human testis or ovary tissue.

*Optimal dilution for a specific application should be determined.


Product Images for DAZL (Deleted in Azoospermia-like) Antibody



Western blot Analysis testis tissue lysate using DAZL Mouse Monoclonal Antibody (DAZL/4253).



Formalin-fixed, paraffin-embedded human testis stained with DAZL Mouse Monoclonal Antibody (DAZL/4253).



SDS-PAGE Analysis of Purified DAZL Mouse Monoclonal Antibody (DAZL/4253)
Confirmation of Integrity and Purity of Antibody.

Specificity & Comments

Specific for human DAZL, a member of the DAZ (deleted in azoospermia) family of RNA binding proteins. DAZL is expressed in fetal and adult testes and ovaries, and is believed to play a role in germ cell development. In adult germ cells, the expression of DAZL is localized to the cytoplasm. Mutations in this gene have been linked to severe spermatogenic failure and infertility in males. Clone DAZL/4253 recognizes DAZL at its C terminus, and is used in detection of DAZL expression by various methods.

Limitations and Warranty

This antibody is available for research use only and is not approved for use in diagnosis. There are no warranties, expressed or implied, which extend beyond this description. Company is not liable for any personal injury or economic loss resulting from this product.

Supplied As

200ug/ml of Ab purified from Bioreactor Concentrate by Protein A/G. Prepared in 10mM PBS with 0.05% BSA & 0.05% azide. Also available WITHOUT BSA & azide at 1.0mg/ml.

Storage and Stability

Antibody with azide - store at 2 to 8 °C. Antibody without azide - store at -20 to -80 °C. Antibody is stable for 24 months. Non-hazardous. No MSDS required.