

## Zinc Finger Protein 846 / ZNF846 Antibody

Mouse Monoclonal Antibody [Clone ZNF846/2687]

Catalog No	Format	Size
162993-MSM1-P0	Purified Ab with BSA and Azide at 200ug/ml	20 ug
162993-MSM1-P1	Purified Ab with BSA and Azide at 200ug/ml	100 ug
162993-MSM1-P1ABX	Purified Ab WITHOUT BSA and Azide at 1.0mg/ml	100 ug

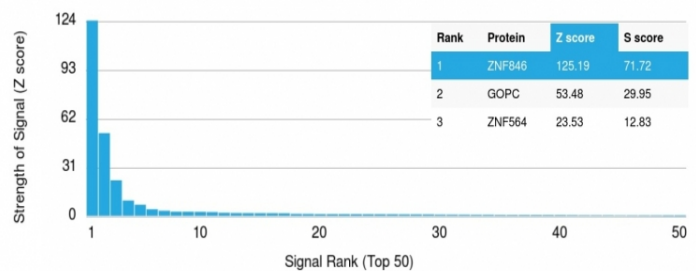
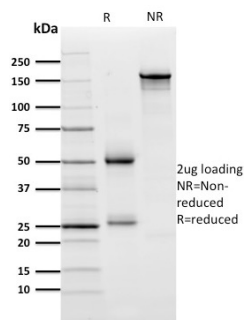
Applications	Tested Dillution	Note
Immunohistochemistry (IHC)	1-2ug/ml	30 min at RT. Staining of formalin-fixed tissues requires heating tissue sections in 10mM Tris with 1mM EDTA, pH 9.0, for 45 min at 95°C followed by cooling at RT for 20 minutes

### Product Details

Clone	ZNF846/2687
Gene Name	ZNF846
Immunogen	Recombinant full-length human ZNF846 protein
Host	Mouse
Clonality	Monoclonal
Isotype / Light Chain	IgG2a / Kappa
Mol. Weight of Antigen	60.55kDa
Cellular Localization	Nucleus
Species Reactivity	Human
Positive Control	HeLa whole cell lysate. Prostate or breast carcinoma.

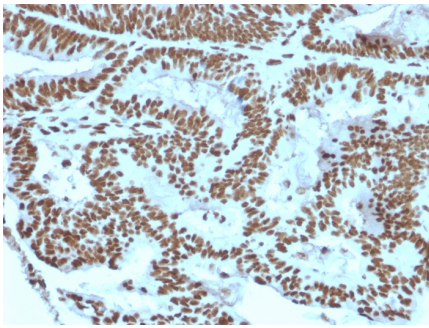
\*Optimal dilution for a specific application should be determined.

### Product Images for Zinc Finger Protein 846 / ZNF846 Antibody



SDS-PAGE Analysis Purified ZNF690 / ZSCAN29 Mouse Monoclonal Antibody (ZNF846/2687). Confirmation of Purity and Integrity of Antibody.

Analysis of Protein Array containing more than 19,000 full-length human proteins using ZNF846 Mouse Monoclonal Antibody (ZNF846/2687) Z- and S- Score: The Z-score represents the strength of a signal that a monoclonal antibody (MAb) (in combination with a fluorescently-tagged anti-IgG secondary antibody) produces when binding to a particular protein on the HuProt™ array. Z-scores are described in units of standard deviations (SD's) above the mean value of all signals generated on that array. If targets on HuProt™ are arranged in descending order of the Z-score, the S-score is the difference (also in units of SD's) between the Z-score. S-score therefore represents the relative target specificity of a MAb to its intended target. A MAb is considered to be specific to its intended target, if the MAb has an S-score of at least 2.5. For example, if a MAb binds to protein X with a Z-score of 43 and to protein Y with a Z-score of 14, then the S-score for the binding of that MAb to protein X is equal to 29.



Formalin-fixed, paraffin-embedded human Breast Carcinoma stained with ZNF690 / ZSCAN29 Mouse Monoclonal Antibody (ZNF846/2687).

---

### Specificity & Comments

Zinc finger proteins contain DNA-binding domains and have a wide variety of functions, most of which encompass some form of transcriptional activation or repression. The majority of zinc finger proteins contain a Kruppel-type DNA binding domain and a KRAB domain, which is thought to interact with KAP1, thereby recruiting histone modifying proteins. ZNF846 may be involved in transcriptional regulation.

---

### Limitations and Warranty

This antibody is available for research use only and is not approved for use in diagnosis. There are no warranties, expressed or implied, which extend beyond this description. Company is not liable for any personal injury or economic loss resulting from this product.

---

### Supplied As

200ug/ml of Ab Purified from Bioreactor Concentrate by Protein A/G. Prepared in 10mM PBS with 0.05% BSA & 0.05% azide. Also available WITHOUT BSA & azide at 1.0mg/ml.

---

### Storage and Stability

Antibody with azide - store at 2 to 8°C. Antibody without azide - store at -20 to -80°C. Antibody is stable for 24 months. Non-hazardous. No MSDS required.

---