

DNMT1 / DNA Methyltransferase 1 Antibody

Mouse Monoclonal Antibody [Clone DNMT1/2061]

Catalog No	Format	Size
1786-MSM1-P0-2	Purified Ab with BSA and Azide at 200ug/ml	20 ug
1786-MSM1-P1-2	Purified Ab with BSA and Azide at 200ug/ml	100 ug
1786-MSM1-P1ABX-2	Purified Ab WITHOUT BSA and Azide at 1.0mg/ml	100 ug

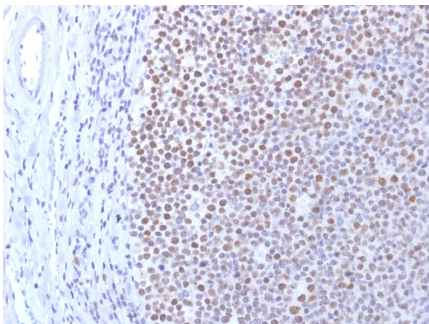
Applications	Tested Dillution	Note
Immunohistochemistry (IHC)	1-2ug/ml	30 min at RT. Staining of formalin-fixed tissues requires heating tissue sections in 10mM Tris with 1mM EDTA, pH 9.0, for 45 min at 95°C followed by cooling at RT for 20 minutes

Product Details

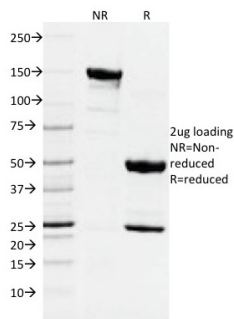
Clone	DNMT1/2061
Gene Name	DNMT1
Immunogen	Recombinant human DNMT1 protein fragment (around aa 767-912) (exact sequence is proprietary)
Host	Mouse
Clonality	Monoclonal
Isotype / Light Chain	IgG2b / Kappa
Mol. Weight of Antigen	184kDa
Cellular Localization	Nucleus
Species Reactivity	Human
Positive Control	Raji cells. Tonsil or Placenta.

*Optimal dilution for a specific application should be determined.

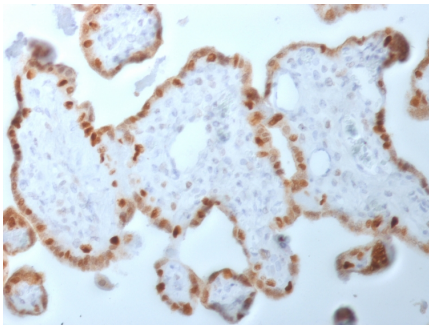
Product Images for DNMT1 / DNA Methyltransferase 1 Antibody



Formalin-fixed, paraffin-embedded human Tonsil stained with DNMT1 Mouse Monoclonal Antibody (DNMT1/2061).



SDS-PAGE Analysis of Purified DNMT1 Mouse Monoclonal Antibody (DNMT1/2061). Confirmation of Integrity and Purity of Antibody.



Formalin-fixed, paraffin-embedded human Placenta stained with DNMT1 Mouse Monoclonal Antibody (DNMT1/2061).

Specificity & Comments

This gene encodes an enzyme that transfers methyl groups to cytosine nucleotides of genomic DNA. This protein is the major enzyme responsible for maintaining methylation patterns following DNA replication and shows a preference for hemi-methylated DNA. Methylation of DNA is an important component of mammalian epigenetic gene regulation. Aberrant methylation patterns are found in human tumors and associated with developmental abnormalities. Variation in this gene has been associated with cerebellar ataxia, deafness, and narcolepsy, and neuropathy, hereditary sensory, type IE.

Limitations and Warranty

This antibody is available for research use only and is not approved for use in diagnosis. There are no warranties, expressed or implied, which extend beyond this description. Company is not liable for any personal injury or economic loss resulting from this product.

Supplied As

200ug/ml of Ab Purified from Bioreactor Concentrate by Protein A/G. Prepared in 10mM PBS with 0.05% BSA & 0.05% azide. Also available WITHOUT BSA & azide at 1.0mg/ml.

Storage and Stability

Antibody with azide - store at 2 to 8°C. Antibody without azide - store at -20 to -80°C. Antibody is stable for 24 months. Non-hazardous. No MSDS required.

Research Areas

Cardiovascular, Infectious Disease, Nuclear Marker, Transcription Factors
