

Desmoglein-1 (DSG1) Antibody

Mouse Monoclonal Antibody [Clone 32-2B]

Catalog No	Format	Size
1828-MSM4-P0	Purified Ab with BSA and Azide at 200ug/ml	20 ug
1828-MSM4-P1	Purified Ab with BSA and Azide at 200ug/ml	100 ug
1828-MSM4-P1ABX	Purified Ab WITHOUT BSA and Azide at 1.0mg/ml	100 ug

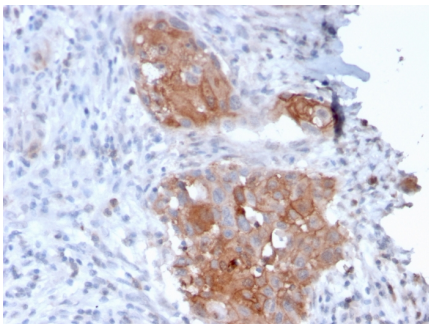
Applications	Tested Dillution	Note
Immunohistochemistry (IHC)	1-2ug/ml	30 min at RT. Staining of formalin-fixed tissues requires heating tissue sections in 10mM Tris with 1mM EDTA, pH 9.0, for 45 min at 95°C followed by cooling at RT for 20 minutes

Product Details

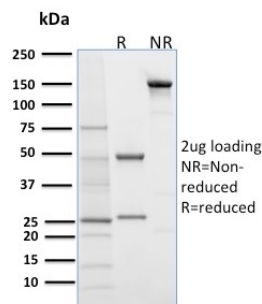
Clone	32-2B
Gene Name	DSG1
Immunogen	Bovine desmoglein (desmosomal glyco protein I) from nasal epidermis.
Host	Mouse
Clonality	Monoclonal
Isotype / Light Chain	IgG2a / Kappa
Mol. Weight of Antigen	150kDa (precursor); 160kDa (mature)
Cellular Localization	Cell junction, Cell membrane, Desmosome
Species Reactivity	Human
Positive Control	Bladder, skin or melanoma.

*Optimal dilution for a specific application should be determined.

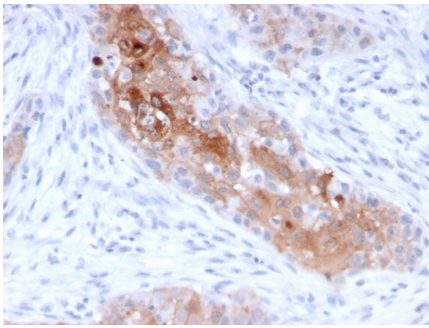
Product Images for Desmoglein-1 (DSG1) Antibody



Formalin-fixed, paraffin-embedded human Bladder Carcinoma stained with Desmoglein-1 Mouse Monoclonal Antibody (32-2B).



SDS-PAGE Analysis of Purified Desmoglein-1 Mouse Monoclonal Antibody (32-2B). Confirmation of Purity and Integrity of Antibody.



Formalin-fixed, paraffin-embedded human Bladder Carcinoma stained with Desmoglein-1 Mouse Monoclonal Antibody (32-2B).

Specificity & Comments

Recognizes a protein of ~150kDa, identified as Desmoglein-1 (DSG1). Desmoglein-1 is a member of the desmosomal cadherin family. Desmosomes are intercellular adhering junctions that represent cell surface attachment sites for intermediate filament. Desmocollins and desmogleins are the main desmosomal transmembrane proteins. Desmogleins consist of Dsg1, Dsg2, Dsg3, and Dsg4 isoforms. Within the desmosome, the extracellular domain of desmoglein is essential for calcium dependent heterophilic binding to the desmocollins, whereas the intracellular domain is essential for binding to the desmosomal plaque protein, plakoglobin. Desmoglein 1 is synthesized exclusively in the suprabasal layers. Intact and functionally active desmoglein 1 is essential to epidermal integrity.

Limitations and Warranty

This antibody is available for research use only and is not approved for use in diagnosis. There are no warranties, expressed or implied, which extend beyond this description. Company is not liable for any personal injury or economic loss resulting from this product.

Supplied As

200ug/ml of Ab Purified from Bioreactor Concentrate by Protein A/G. Prepared in 10mM PBS with 0.05% BSA & 0.05% azide. Also available WITHOUT BSA & azide at 1.0mg/ml.

Storage and Stability

Antibody with azide - store at 2 to 8°C. Antibody without azide - store at -20 to -80°C. Antibody is stable for 24 months. Non-hazardous. No MSDS required.

Research Areas

Developmental Biology, Immunology, Signal Transduction