

Ferritin, Light Chain (Node-Negative Breast Tumor Prognostic Marker) Antibody

Mouse Monoclonal Antibody [Clone FTL/1388]

Catalog No	Format	Size
2512-MSM3-P0	Purified Ab with BSA and Azide at 200ug/ml	20 ug
2512-MSM3-P1	Purified Ab with BSA and Azide at 200ug/ml	100 ug
2512-MSM3-P1ABX	Purified Ab WITHOUT BSA and Azide at 1.0mg/ml	100 ug

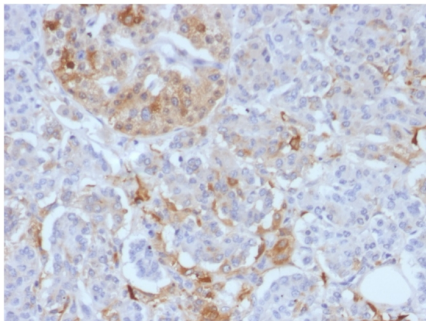
Applications	Tested Dillution	Note
Immunohistochemistry (IHC)	1-2ug/ml	30 min at RT. Staining of formalin-fixed tissues requires heating tissue sections in 10mM Tris with 1mM EDTA, pH 9.0, for 45 min at 95°C followed by cooling at RT for 20 minutes
Western Blot (WB)	2-4ug/ml	

Product Details

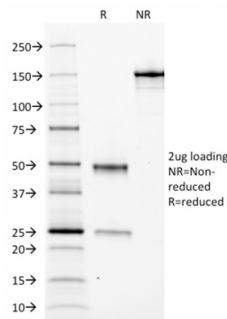
Clone	FTL/1388
Gene Name	FTL
Immunogen	Recombinant fragment (around aa 38-165) of human FTL protein (exact sequence is proprietary)
Host	Mouse
Clonality	Monoclonal
Isotype / Light Chain	IgG2a / Kappa
Mol. Weight of Antigen	19-25kDa
Species Reactivity	Human
Positive Control	Cerebellum or Testis., HeLa, HePG2, HL-60 or 293T cells. Pancreas, Kidney, Liver

*Optimal dilution for a specific application should be determined.


Product Images for Ferritin, Light Chain (Node-Negative Breast Tumor Prognostic Marker) Antibody



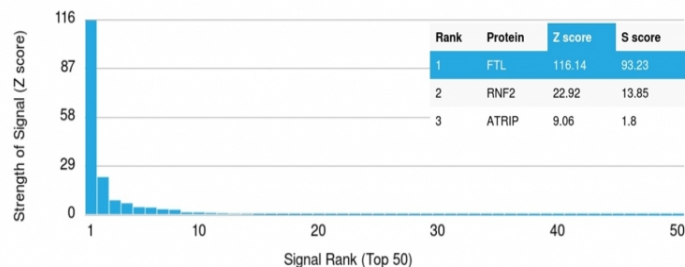
Formalin-fixed, paraffin-embedded human Pancreas stained with Ferritin, Light Chain Monoclonal Antibody (FTL/1388).




SDS-PAGE Analysis Purified Ferritin, Light Chain Monoclonal Antibody (FTL/1388). Confirmation of Integrity and Purity of Antibody



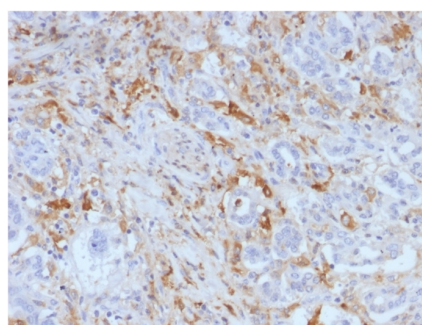
Western Blot Analysis of human HeLa cell lysate using Ferritin, Light Chain Monoclonal Antibody (FTL/1388).



Analysis of Protein Array containing more than 19,000 full-length human proteins using Ferritin, Light Chain Mouse Monoclonal Antibody (FTL/1388) Z- and S- Score: The Z-score represents the strength of a signal that a monoclonal antibody (MAb) (in combination with a fluorescently-tagged anti-IgG secondary antibody) produces when binding to a particular protein on the HuProt™ array. Z-scores are described in units of standard deviations (SD's) above the mean value of all signals generated on that array. If targets on HuProt™ are arranged in descending order of the Z-score, the S-score is the difference (also in units of SD's) between the Z-score. S-score therefore represents the relative target specificity of a MAb to its intended target. A MAb is considered to be specific to its intended target, if the MAb has an S-score of at least 2.5. For example, if a MAb binds to protein X with a Z-score of 43 and to protein Y with a Z-score of 14, then the S-score for the binding of that MAb to protein X is equal to 29.



Western Blot Analysis of human Kidney tissue lysate using Ferritin, Light Chain Monoclonal Antibody (FTL/1388).



Formalin-fixed, paraffin-embedded human Pancreas stained with Ferritin, Light Chain Monoclonal Antibody (FTL/1388).

Specificity & Comments

Mammalian ferritins consist of 24 subunits made up of 2 types of polypeptide chains, ferritin heavy chain and ferritin light chain. Ferritin heavy chains catalyze the first step in iron storage, the oxidation of Fe (II), whereas ferritin light chains promote the nucleation of ferrihydrite, enabling storage of Fe (III). Light chain ferritin is involved in cataracts by at least two mechanisms, hereditary hyperferritinemia cataract syndrome, in which light chain ferritin is overexpressed, and oxidative stress, an important factor in the development of ageing-related cataracts.

Supplied As

200ug/ml of Ab Purified from Bioreactor Concentrate by Protein A/G. Prepared in 10mM PBS with 0.05% BSA & 0.05% azide. Also available WITHOUT BSA & azide at 1.0mg/ml.

Storage and Stability

Antibody with azide - store at 2 to 8°C. Antibody without azide - store at -20 to -80°C. Antibody is stable for 24 months. Non-hazardous. No MSDS required.

Research Areas

Cardiovascular, Immuno Oncology, Immunology, Dendritic Cell Marker

Limitations and Warranty

This antibody is available for research use only and is not approved for use in diagnosis. There are no warranties, expressed or implied, which extend beyond this description. Company is not liable for any personal injury or economic loss resulting from this product.