

## Steroidogenic Factor 1 (SF-1) (Transcription Factor) Antibody

Mouse Monoclonal Antibody [Clone NR5A1/3397]

Catalog No	Format	Size
2516-MSM7-P0	Purified Ab with BSA and Azide at 200ug/ml	20 ug
2516-MSM7-P1	Purified Ab with BSA and Azide at 200ug/ml	100 ug
2516-MSM7-P1ABX	Purified Ab WITHOUT BSA and Azide at 1.0mg/ml	100 ug

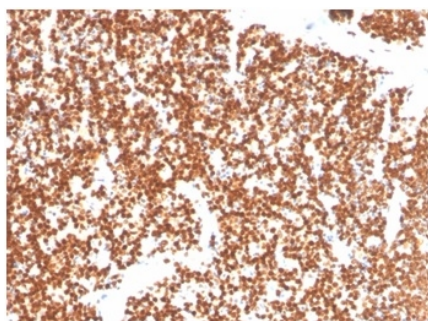
Applications	Tested Dillution	Note
Immunohistochemistry (IHC)	1-2ug/ml	30 min at RT. Staining of formalin-fixed tissues requires heating tissue sections in 10mM Tris with 1mM EDTA, pH 9.0, for 45 min at 95°C followed by cooling at RT for 20 minutes

### Product Details

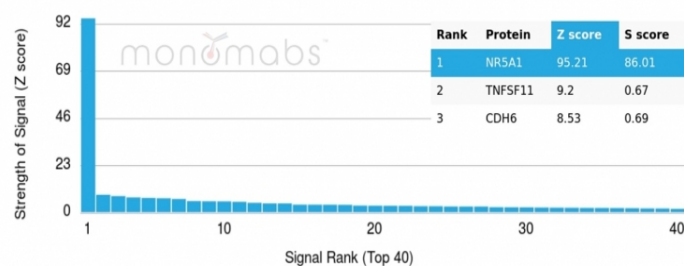
Clone	NR5A1/3397
Gene Name	NR5A1
Immunogen	Recombinant fragment (around aa220-461) of human SF-1 protein
Host	Mouse
Clonality	Monoclonal
Isotype / Light Chain	IgG2b / Kappa
Mol. Weight of Antigen	53kDa.
Cellular Localization	Nucleus
Species Reactivity	Human
Positive Control	Human testis or adrenal cortical carcinoma.

\*Optimal dilution for a specific application should be determined.

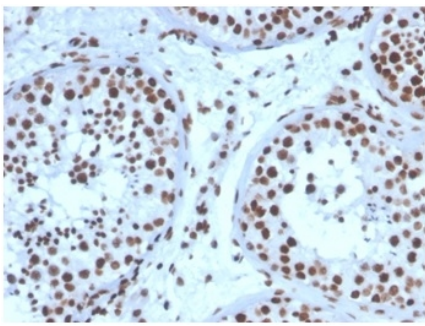
### Product Images for Steroidogenic Factor 1 (SF-1) (Transcription Factor) Antibody



Formalin-fixed, paraffin-embedded human thymus stained with SF-1 Mouse Monoclonal Antibody (NR5A1/3397).



Analysis of Protein Array containing >19,000 full-length human proteins using Steroidogenic Factor 1 (SF-1) Mouse Monoclonal Antibody (NR5A1/3397). Z- and S-Score: The Z-score represents the strength of a signal that a monoclonal antibody (MAb) (in combination with a fluorescently-tagged anti-IgG secondary antibody) produces when binding to a particular protein on the HuProt™ array. Z-scores are described in units of standard deviations (SD's) above the mean value of all signals generated on that array. If targets on HuProt™ are arranged in descending order of the Z-score, the S-score is the difference (also in units of SD's) between the Z-score. S-score therefore represents the relative target specificity of a MAb to its intended target. A MAb is considered to specific to its intended target, if the MAb has an S-score of at least 2.5. For example, if a MAb binds to protein X with a Z-score of 43 and to protein Y with a Z-score of 14, then the S-score for the binding of that MAb to protein X is equal to 29.



Formalin-fixed, paraffin-embedded human testis stained with SF-1 Mouse Monoclonal Antibody (NR5A1/3397).

### Specificity & Comments

The protein encoded by this gene is a transcriptional activator involved in sex determination. The encoded protein binds DNA as a monomer. Defects in this gene are a cause of XY sex reversal with or without adrenal failure as well as adrenocortical insufficiency without ovarian defect. Steroidogenic Factor 1 (SF-1) is considered an orphan nuclear receptor that belongs to subfamily 5. It was found to be a regulator of steroidogenic enzyme gene expression. Oxysterols are suggested as its ligands. It is expressed in all steroidogenic tissues, including the adrenal cortex, testicular Sertoli cells, and Leydig cells, ovarian theca, hypothalamus, and anterior pituitary. SF-1 plays an important role in adrenal and gonadal development. SF-1 is highly valuable marker to determine the adrenocortical origin of an adrenal mass.

### Limitations and Warranty

This antibody is available for research use only and is not approved for use in diagnosis. There are no warranties, expressed or implied, which extend beyond this description. Company is not liable for any personal injury or economic loss resulting from this product.

### Supplied As

200ug/ml of Ab purified from Bioreactor Concentrate by Protein A/G. Prepared in 10mM PBS with 0.05% BSA & 0.05% azide. Also available WITHOUT BSA & azide at 1.0mg/ml.

### Storage and Stability

Antibody with azide - store at 2 to 8 °C. Antibody without azide - store at -20 to -80 °C. Antibody is stable for 24 months. Non-hazardous. No MSDS required.

### Research Areas

Cardiovascular, Developmental Biology, Nuclear Marker, Transcription Factors