

## FOXA1 / HNF3A Antibody

Mouse Monoclonal Antibody [Clone FOXA1/1514]

Catalog No	Format	Size
3169-MSM4-P0	Purified Ab with BSA and Azide at 200ug/ml	20 ug
3169-MSM4-P1	Purified Ab with BSA and Azide at 200ug/ml	100 ug
3169-MSM4-P1ABX	Purified Ab WITHOUT BSA and Azide at 1.0mg/ml	100 ug

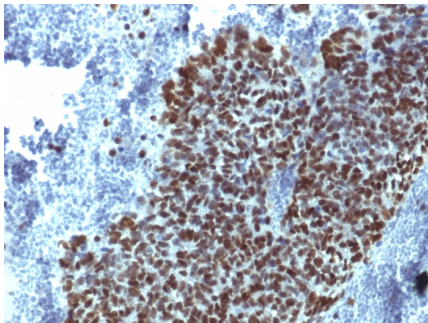
Applications	Tested Dillution	Note
Flow Cytometry (Flow)	1-2ug/million cells	
Immunofluorescence (IF)	1-3ug/ml	
Western Blot (WB)	2-4ug/ml	

### Product Details

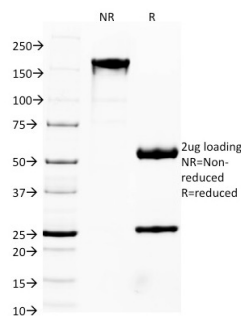
<b>Clone</b>	FOXA1/1514
<b>Gene Name</b>	FOXA1
<b>Immunogen</b>	Recombinant human FOXA1 protein fragment (aa372-472) (exact sequence is proprietary)
<b>Host</b>	Mouse
<b>Clonality</b>	Monoclonal
<b>Isotype / Light Chain</b>	IgG2b / Kappa
<b>Mol. Weight of Antigen</b>	49kDa
<b>Cellular Localization</b>	Nucleus
<b>Species Reactivity</b>	Human
<b>Positive Control</b>	Bladder, Colon and Lung and Breast., HepG-2 or MCF-7 cells. Liver, Pancreas, prostate

\*Optimal dilution for a specific application should be determined.

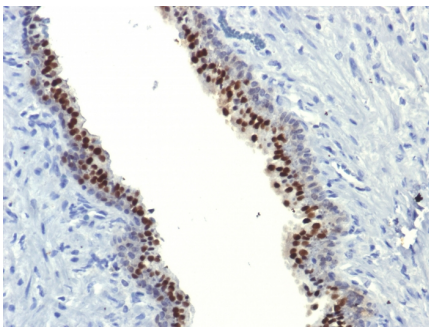
### Product Images for FOXA1 / HNF3A Antibody



Formalin-fixed, paraffin-embedded human Prostate Carcinoma stained with FOXA1 Mouse Monoclonal Antibody (FOXA1/1514).



SDS-PAGE Analysis of Purified FOXA1 Mouse Monoclonal Antibody (FOXA1/1514). Confirmation of Integrity and Purity of Antibody.



Formalin-fixed, paraffin-embedded human Prostate Carcinoma stained with FOXA1 Monoclonal Antibody (FOXA1/1514).

### Specificity & Comments

The transcription factor Forkhead-box A1 (FOXA1), also known as hepatocyte nuclear factor 3-alpha, is a member of the FOX class of transcription factors. HNF-1 (? and ?), HNF-3 (? , ? and ?), HNF-4 (? and ?), and HNF-6 compose, in part, a homeoprotein family designated the hepatocyte nuclear factor family. The various HNF-1 isoforms regulate transcription of genes in the liver as well as in other tissues such as kidney, small intestine and thymus. FOXA1 is expressed in normal breast ductal epithelium and other epithelium in different organs, such as lung, pancreas, bladder, prostate, and colon. Recently, FOXA1 has been shown to be a major determinant of estrogen-ER activity and endocrine response in breast cancer cells. FOXA1 expression correlates with estrogen receptor (ER)-positivity, especially in luminal subtype A breast cancers, which is associated with favorable prognosis. FOXA1 is useful in the sub-classification of breast carcinomas.

### Limitations and Warranty

This antibody is available for research use only and is not approved for use in diagnosis. There are no warranties, expressed or implied, which extend beyond this description. Company is not liable for any personal injury or economic loss resulting from this product.

### Supplied As

200ug/ml of Ab purified from Bioreactor Concentrate by Protein A/G. Prepared in 10mM PBS with 0.05% BSA & 0.05% azide. Also available WITHOUT BSA & azide at 1.0mg/ml.

### Storage and Stability

Antibody with azide - store at 2 to 8°C. Antibody without azide - store at -20 to -80°C. Antibody is stable for 24 months. Non-hazardous. No MSDS required.

### Research Areas

Cancer, Developmental Biology, Nuclear Marker, Signal Transduction, Stem Cell Differentiation