

## ZNF81 / Zinc finger protein 81 (Transcription Factor) Antibody

Mouse Monoclonal Antibody [Clone PCR-P-ZNF81-2G2]

Catalog No	Format	Size
347344-MSM2-P0	Purified Ab with BSA and Azide at 200ug/ml	20 ug
347344-MSM2-P1	Purified Ab with BSA and Azide at 200ug/ml	100 ug
347344-MSM2-P1ABX	Purified Ab WITHOUT BSA and Azide at 1.0mg/ml	100 ug

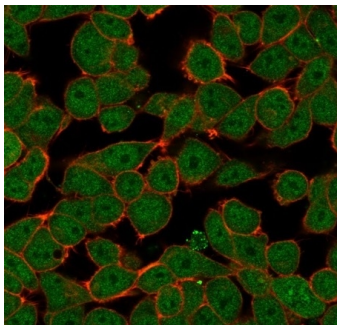
Applications	Tested Dillution	Note
Flow Cytometry (Flow)	1-2ug/million cells	
Immunofluorescence (IF)	1-3ug/ml	
Western Blot (WB)	2-4ug/ml	

### Product Details

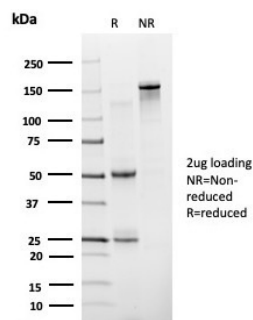
<b>Clone</b>	PCR-P-ZNF81-2G2
<b>Gene Name</b>	ZNF81
<b>Immunogen</b>	Recombinant full-length human ZNF81 protein
<b>Host</b>	Mouse
<b>Clonality</b>	Monoclonal
<b>Isotype / Light Chain</b>	IgG2a
<b>Mol. Weight of Antigen</b>	75.9kDa
<b>Cellular Localization</b>	Nucleus
<b>Species Reactivity</b>	Human
<b>Positive Control</b>	HeLa or HepG2 cells.

\*Optimal dilution for a specific application should be determined.

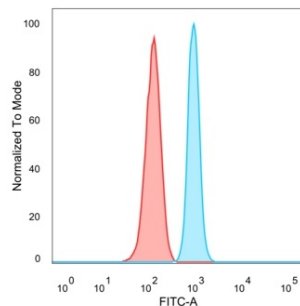
### Product Images for ZNF81 / Zinc finger protein 81 (Transcription Factor) Antibody



Immunofluorescence Analysis of PFA-fixed HeLa cells stained using ZNF81 Mouse Monoclonal Antibody (PCR-P-ZNF81-2G2), followed by goat anti-mouse IgG-CF488 (green), CF640A phalloidin (red).



Immunofluorescence Analysis of PFA-fixed HeLa cells stained using ZNF81 Mouse Monoclonal Antibody (PCR-P-ZNF81-2G2).



Analysis of Protein Array containing more than 19,000 full-length human proteins using ZNF81 Mouse Monoclonal Antibody (PCRP-ZNF81-2G2). Z- and S- Score: The Z-score represents the strength of a signal that a monoclonal antibody (MAb) (in combination with a fluorescently-tagged anti-IgG secondary antibody) produces when binding to a particular protein on the HuProt™ array. Z-scores are described in units of standard deviations (SD's) above the mean value of all signals generated on that array. If targets on HuProt™ are arranged in descending order of the Z-score, the S-score is the difference (also in units of SD's) between the Z-score. S-score therefore represents the relative target specificity of a MAb to its intended target. A MAb is considered to be specific to its intended target, if the MAb has an S-score of at least 2.5. For example, if a MAb binds to protein X with a Z-score of 43 and to protein Y with a Z-score of 14, then the S-score for the binding of that MAb to protein X is equal to 29.

Flow cytometric analysis of PFA-fixed HeLa cells. ZNF81 Mouse Monoclonal Antibody (PCRP-ZNF81-2G2) followed by goat anti-mouse IgG-CF488 (blue); isotype control (red).

### Specificity & Comments

Zinc-finger proteins contain DNA-binding domains and have a wide variety of functions, most of which encompass some form of transcriptional activation or repression. The majority of zinc-finger proteins contain a krueppel-type DNA-binding domain and a KRAB domain, which is thought to interact with KAP1, thereby recruiting histone modifying proteins. ZNF81, also known as HFZ20 or MRX45, is a transcriptional regulator belonging to the krueppel C2H2-type zincfinger protein family. It localizes to the nucleus and contains 12 C2H2-type zinc fingers and one KRAB domain. Mutations in the gene encoding ZNF81 are implicated in nonsyndromic X-linked mental retardation (XLMR).

### Supplied As

200ug/ml of Ab purified from Bioreactor Concentrate by Protein A/G. Prepared in 10mM PBS with 0.05% BSA & 0.05% azide. Also available WITHOUT BSA & azide at 1.0mg/ml.

### Storage and Stability

Antibody with azide - store at 2 to 8 °C. Antibody without azide - store at -20 to -80 °C. Antibody is stable for 24 months. Non-hazardous. No MSDS required.

### Limitations and Warranty

This antibody is available for research use only and is not approved for use in diagnosis. There are no warranties, expressed or implied, which extend beyond this description. Company is not liable for any personal injury or economic loss resulting from this product.