

Interleukin-2 (IL-2) Antibody

Mouse Monoclonal Antibody [Clone IL2/3949]

Catalog No	Format	Size
3558-MSM1-P0	Purified Ab with BSA and Azide at 200ug/ml	20 ug
3558-MSM1-P1	Purified Ab with BSA and Azide at 200ug/ml	100 ug
3558-MSM1-P1ABX	Purified Ab WITHOUT BSA and Azide at 1.0mg/ml	100 ug

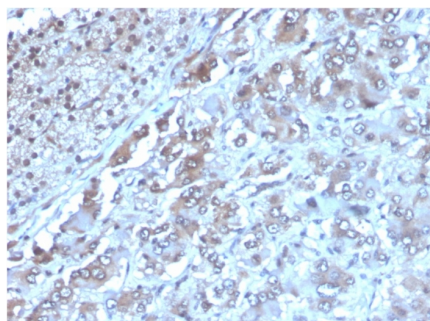
Applications	Tested Dillution	Note
Immunohistochemistry (IHC)	1-2ug/ml	30 min at RT. Staining of formalin-fixed tissues requires heating tissue sections in 10mM Tris with 1mM EDTA, pH 9.0, for 45 min at 95°C followed by cooling at RT for 20 minutes

Product Details

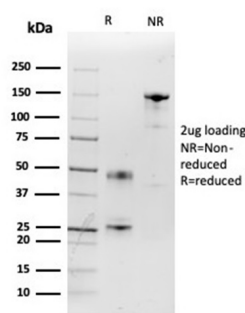
Clone	IL2/3949
Gene Name	IL-2
Immunogen	Recombinant fragment (around aa21-153) of human IL2 protein (exact sequence is proprietary)
Host	Mouse
Clonality	Monoclonal
Isotype / Light Chain	IgG2a / Kappa
Mol. Weight of Antigen	15kDa
Cellular Localization	Secreted
Species Reactivity	Human
Positive Control	Human thymus or tonsil tissue.

*Optimal dilution for a specific application should be determined.

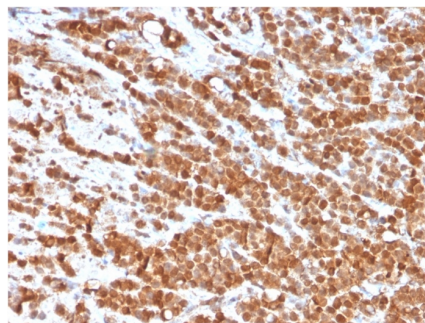
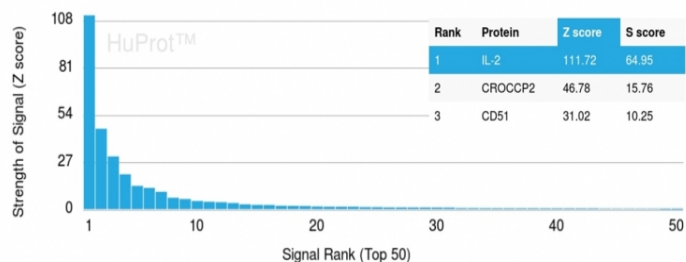
Product Images for Interleukin-2 (IL-2) Antibody



Formalin-fixed, paraffin-embedded human adrenal gland stained with Interleukin-2 (IL-2) Mouse Monoclonal Antibody (IL2/3949). HIER: Tris/EDTA, pH9.0, 45min. 2°C: HRP-polymer, 30min. DAB, 5min.



SDS-PAGE Analysis of Purified Interleukin-2 (IL-2) Mouse Monoclonal Antibody (IL2/3949). Confirmation of Purity and Integrity of Antibody.



Formalin-fixed, paraffin-embedded human colon carcinoma stained with Interleukin-2 (IL-2) Mouse Monoclonal Antibody (IL2/3949). HIER: Tris/EDTA, pH9.0, 45min. 2°C: HRP-polymer, 30min. DAB, 5min.

Analysis of Protein Array containing more than 19,000 full-length human proteins using Interleukin-2 (IL-2) Monospecific Mouse Monoclonal Antibody (IL2/3949). Z- and S-Score: The Z-score represents the strength of a signal that a monoclonal antibody (MAb) (in combination with a fluorescently-tagged anti-IgG secondary antibody) produces when binding to a particular protein on the HuProt™ array. Z-scores are described in units of standard deviations (SD's) above the mean value of all signals generated on that array. If targets on HuProt™ are arranged in descending order of the Z-score, the S-score is the difference (also in units of SD's) between the Z-score. S-score therefore represents the relative target specificity of a MAb to its intended target. A MAb is considered to be specific to its intended target, if the MAb has an S-score of at least 2.5. For example, if a MAb binds to protein X with a Z-score of 43 and to protein Y with a Z-score of 14, then the S-score for the binding of that MAb to protein X is equal to 29.

Specificity & Comments

Interleukin-2 (IL-2) is a T cell stimulatory cytokine that induces T cell proliferation and NK cell proliferation and activation. Produced by T-cells in response to antigenic or mitogenic stimulation, this protein is required for T-cell proliferation and other activities crucial to regulation of the immune response. Can stimulate B-cells, monocytes, lymphokine-activated killer cells, natural killer cells, and glioma cells. The receptor of this cytokine is a heterotrimeric protein complex whose gamma chain is also shared by interleukin 4 (IL4) and interleukin 7 (IL7). IL-2 induces CTLA-4 and also functions as a survival factor for lymphocytes.

Supplied As

200ug/ml of Ab purified from Bioreactor Concentrate by Protein A/G. Prepared in 10mM PBS with 0.05% BSA & 0.05% azide. Also available WITHOUT BSA & azide at 1.0mg/ml.

Storage and Stability

Antibody with azide - store at 2 to 8 °C. Antibody without azide - store at -20 to -80 °C. Antibody is stable for 24 months. Non-hazardous. No MSDS required.

Research Areas

Cardiovascular, Immunology, AKT Signaling, Cytokine Signaling, Hematopoietic Stem Cells, Signal Transduction, Transcription Factors

Limitations and Warranty

This antibody is available for research use only and is not approved for use in diagnosis. There are no warranties, expressed or implied, which extend beyond this description. Company is not liable for any personal injury or economic loss resulting from this product.