

CD25 / IL2RA (Activated Lymphocyte Marker) Antibody

Mouse Monoclonal Antibody [Clone IL2RA/2395]

Catalog No	Format	Size
3559-MSM5-P0	Purified Ab with BSA and Azide at 200ug/ml	20 ug
3559-MSM5-P1	Purified Ab with BSA and Azide at 200ug/ml	100 ug
3559-MSM5-P1ABX	Purified Ab WITHOUT BSA and Azide at 1.0mg/ml	100 ug

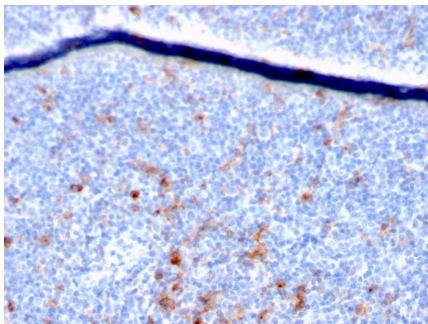
Applications	Tested Dillution	Note
Immunohistochemistry (IHC)	1-2ug/ml	30 min at RT. Staining of formalin-fixed tissues requires heating tissue sections in 10mM Tris with 1mM EDTA, pH 9.0, for 45 min at 95°C followed by cooling at RT for 20 minutes

Product Details

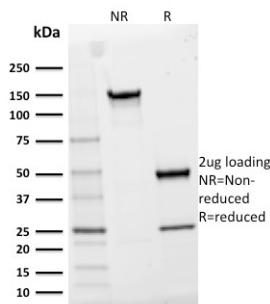
Clone	IL2RA/2395
Gene Name	IL2RA
Immunogen	Recombinant fragment of human IL2RA protein (around aa 42-183) (exact sequence is proprietary)
Host	Mouse
Clonality	Monoclonal
Isotype / Light Chain	IgG2b / Kappa
Mol. Weight of Antigen	55kDa
Cellular Localization	Membrane
Species Reactivity	Human
Positive Control	PHA-stimulated human lymphocytes. Human lymph node or tonsil.

*Optimal dilution for a specific application should be determined.

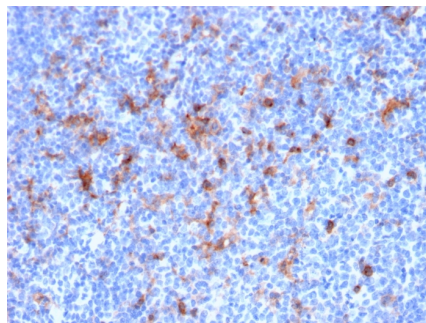
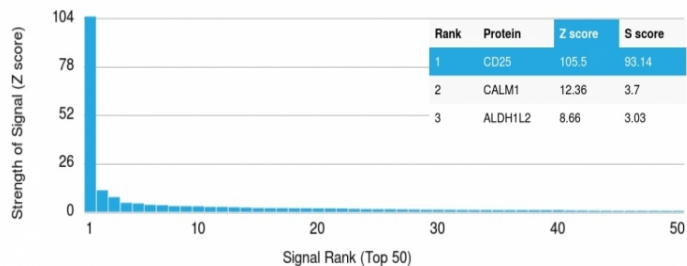
Product Images for CD25 / IL2RA (Activated Lymphocyte Marker) Antibody



Formalin-fixed, paraffin-embedded human Tonsil stained with CD25 Mouse Monoclonal Antibody (IL2RA/2395).



SDS-PAGE Analysis of Purified CD25 Mouse Monoclonal Antibody (IL2RA/2395). Confirmation of Purity and Integrity of Antibody.



Formalin-fixed, paraffin-embedded human Tonsil stained with CD25 Mouse Monoclonal Antibody (IL2RA/2395).

Analysis of Protein Array containing >19,000 full-length human proteins using CD25 Mouse Monoclonal Antibody (IL2RA/2395) Z- and S- Score: The Z-score represents the strength of a signal that a monoclonal antibody (MAb) (in combination with a fluorescently-tagged anti-IgG secondary antibody) produces when binding to a particular protein on the HuProt™ array. Z-scores are described in units of standard deviations (SD's) above the mean value of all signals generated on that array. If targets on HuProt™ are arranged in descending order of the Z-score, the S-score is the difference (also in units of SD's) between the Z-score. S-score therefore represents the relative target specificity of a MAb to its intended target. A MAb is considered to specific to its intended target, if the MAb has an S-score of at least 2.5. For example, if a MAb binds to protein X with a Z-score of 43 and to protein Y with a Z-score of 14, then the S-score for the binding of that MAb to protein X is equal to 29.

Specificity & Comments

Recognizes a protein of 55kDa, identified as CD25. It is expressed on activated T- and B-cells and activated monocytes/macrophages. With respect to lymphomas, CD25 is present on malignant cells of Hodgkin's disease, HTLV-1+ adult T-cell leukemia, cutaneous T-cell lymphoma, and hair cell leukemia. Increased levels of soluble CD25 are observed in the leukemias/lymphomas and inflammatory/autoimmune diseases. CD25 molecule alone appears to function as a low affinity receptor and associates with CD122 (IL-2R chain, p75) and CD132 (common chain) to form the high affinity IL-2 receptor complex. CD25 antibodies detect three epitope regions, A, B and C. This MAb recognizes the epitope B, which is located at residue 3-104 of CD25 and does not block IL-2 binding to CD25.

Supplied As

200ug/ml of Ab Purified from Bioreactor Concentrate by Protein A/G. Prepared in 10mM PBS with 0.05% BSA & 0.05% azide. Also available WITHOUT BSA & azide at 1.0mg/ml.

Storage and Stability

Antibody with azide - store at 2 to 8°C. Antibody without azide - store at -20 to -80°C. Antibody is stable for 24 months. Non-hazardous. No MSDS required.

Research Areas

Cardiovascular, Immuno Oncology, Immunology, AKT Signaling, B Cell Markers, Cytokine Signaling, Hematopoietic Stem Cells, Immune checkpoint, Mast Cell Marker, Signal Transduction, Transcription Factors

Limitations and Warranty

This antibody is available for research use only and is not approved for use in diagnosis. There are no warranties, expressed or implied, which extend beyond this description. Company is not liable for any personal injury or economic loss resulting from this product.