

## Recombinant SOX2 (Embryonic Stem Cell Marker) Antibody

Mouse Monoclonal Antibody [Clone rSOX2/1792]

Catalog No	Format	Size
6657-MSM5-P0	Purified Ab with BSA and Azide at 200ug/ml	20 ug
6657-MSM5-P1	Purified Ab with BSA and Azide at 200ug/ml	100 ug
6657-MSM5-P1ABX	Purified Ab WITHOUT BSA and Azide at 1.0mg/ml	100 ug

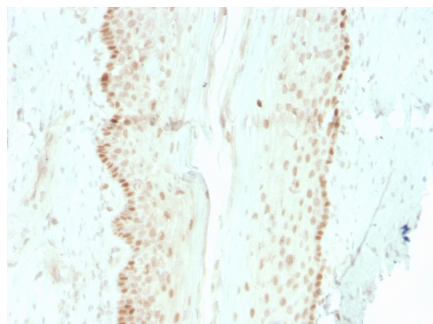
Applications	Tested Dillution	Note
Immunohistochemistry (IHC)	1-2ug/ml	30 min at RT. Staining of formalin-fixed tissues requires heating tissue sections in 10mM Tris with 1mM EDTA, pH 9.0, for 45 min at 95°C followed by cooling at RT for 20 minutes

### Product Details

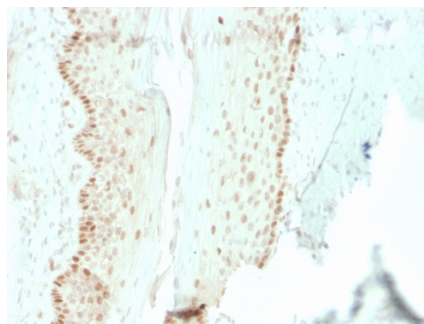
<b>Clone</b>	rSOX2/1792
<b>Gene Name</b>	SOX2
<b>Immunogen</b>	Recombinant fragment (within aa176-305) of human SOX2 protein (exact sequence is proprietary)
<b>Host</b>	Mouse
<b>Clonality</b>	Monoclonal
<b>Isotype / Light Chain</b>	IgG1 / Kappa
<b>Mol. Weight of Antigen</b>	34kDa
<b>Cellular Localization</b>	Cytoplasm, Nucleus, Nucleus speckle
<b>Species Reactivity</b>	Human, Mouse
<b>Positive Control</b>	MCF-7 cells. Lung or Cervical carcinoma.

\*Optimal dilution for a specific application should be determined.

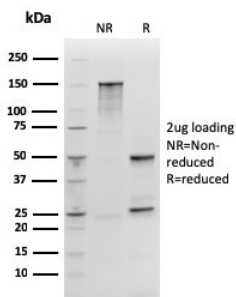
### Product Images for Recombinant SOX2 (Embryonic Stem Cell Marker) Antibody



Formalin-fixed, paraffin-embedded human cervix stained with SOX2 Recombinant Mouse Monoclonal Antibody (rSOX2/1792).



Formalin-fixed, paraffin-embedded human cervix stained with SOX2 Recombinant Mouse Monoclonal Antibody (rSOX2/1792).



SDS-PAGE Analysis SOX2 Recombinant Mouse Monoclonal Antibody (rSOX2/1792).  
Confirmation of Purity and Integrity of Antibody.

### Specificity & Comments

SOX2 is required for stem cell maintenance in the central nervous system, and it also regulates gene expression in the stomach. SOX2 is necessary for regulating multiple transcription factors that affect Oct 3/4 expression. An essential function of SOX2 is to stabilize embryonic stem cells in a pluripotent state by maintaining the requisite level of Oct 3/4 expression. Reportedly, SOX2 is associated with aggressive phenotypes of breast, head and neck, gastric, colorectal, bladder, and small cell lung cancers. However, SOX2 is expressed in a high percentage of lung squamous cell carcinomas and has been shown to be an independent favorable prognostic marker.

### Limitations and Warranty

This antibody is available for research use only and is not approved for use in diagnosis. There are no warranties, expressed or implied, which extend beyond this description. Company is not liable for any personal injury or economic loss resulting from this product.

### Supplied As

200ug/ml of Ab Purified from Bioreactor Concentrate by Protein A/G. Prepared in 10mM PBS with 0.05% BSA & 0.05% azide. Also available WITHOUT BSA & azide at 1.0mg/ml.

### Storage and Stability

Antibody with azide - store at 2 to 8°C. Antibody without azide - store at -20 to -80°C. Antibody is stable for 24 months. Non-hazardous. No MSDS required.

### Research Areas

Developmental Biology, Immunology, Cytokine Signaling, Neural Stem Cells, Signal Transduction, Stem Cell Differentiation, Transcription Factors