

SOX9 / SRY-box 9 Antibody

Mouse Monoclonal Antibody [Clone PCRP-SOX9-1A2]

Catalog No	Format	Size
6662-MSM2-P0	Purified Ab with BSA and Azide at 200ug/ml	20 ug
6662-MSM2-P1	Purified Ab with BSA and Azide at 200ug/ml	100 ug
6662-MSM2-P1ABX	Purified Ab WITHOUT BSA and Azide at 1.0mg/ml	100 ug

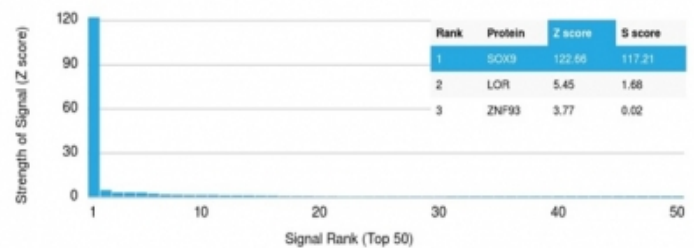

Applications	Tested Dillution	Note
Immunohistochemistry (IHC)	1-2ug/ml	30 min at RT. Staining of formalin-fixed tissues requires heating tissue sections in 10mM Tris with 1mM EDTA, pH 9.0, for 45 min at 95°C followed by cooling at RT for 20 minutes

Product Details

Clone	PCRP-SOX9-1A2
Gene Name	SOX9
Immunogen	Recombinant human full-length SOX9 protein
Host	Mouse
Clonality	Monoclonal
Isotype / Light Chain	IgG2b
Mol. Weight of Antigen	65kDa
Cellular Localization	Nucleus
Species Reactivity	Human
Positive Control	HepG2 cells. Human pancreas.

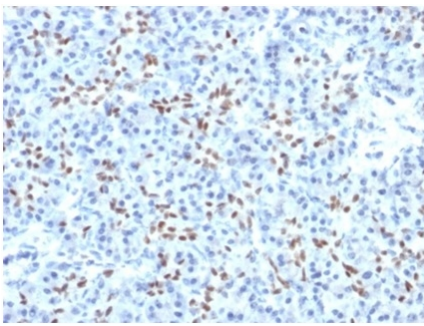
*Optimal dilution for a specific application should be determined.

Product Images for SOX9 / SRY-box 9 Antibody



SDS-PAGE Analysis of Purified SOX9 Mouse Monoclonal Antibody (PCRP-SOX9-1A2). Confirmation of Integrity and Purity of Antibody.

Analysis of Protein Array containing more than 19,000 full-length human proteins using SOX9 Mouse Monoclonal Antibody (PCRP-SOX9-1A2) Z- and S- Score: The Z-score represents the strength of a signal that a monoclonal antibody (MAb) (in combination with a fluorescently-tagged anti-IgG secondary antibody) produces when binding to a particular protein on the HuProt™ array. Z-scores are described in units of standard deviations (SD's) above the mean value of all signals generated on that array. If targets on HuProt™ are arranged in descending order of the Z-score, the S-score is the difference (also in units of SD's) between the Z-score. S-score therefore represents the relative target specificity of a MAb to its intended target. A MAb is considered to specific to its intended target, if the MAb has an S-score of at least 2.5. For example, if a MAb binds to protein X with a Z-score of 43 and to protein Y with a Z-score of 14, then the S-score for the binding of that MAb to protein X is equal to 29.



Formalin-fixed, paraffin-embedded human pancreas stained with SOX9 Mouse Monoclonal Antibody (PCRP-SOX9-1A2).

Specificity & Comments

The specificity of this monoclonal antibody to its intended target was validated by HuProt™ Array, containing more than 19,000, full-length human proteins. Sox genes comprise a family of genes that are related to the mammalian sex-determining gene SRY. These genes similarly contain sequences that encode for the HMG-box domain, which is responsible for the sequence-specific DNA-binding activity. Sox genes encode putative transcriptional regulators implicated in the decision of cell fates during development and the control of diverse developmental processes. SOX9 plays an important role in the normal skeletal development. It may regulate the expression of other genes involved in chondrogenesis by acting as a transcription factor for these genes.

Limitations and Warranty

This antibody is available for research use only and is not approved for use in diagnosis. There are no warranties, expressed or implied, which extend beyond this description. Company is not liable for any personal injury or economic loss resulting from this product.

Supplied As

200ug/ml of Ab purified from Bioreactor Concentrate by Protein A/G. Prepared in 10mM PBS with 0.05% BSA & 0.05% azide. Also available WITHOUT BSA & azide at 1.0mg/ml.

Storage and Stability

Antibody with azide - store at 2 to 8 °C. Antibody without azide - store at -20 to -80 °C. Antibody is stable for 24 months. Non-hazardous. No MSDS required.

Research Areas

Cardiovascular, Developmental Biology, Mesenchymal Stem Cell Differentiation, Neural Stem Cells, Nuclear Marker, Signal Transduction, Stem Cell Differentiation, Transcription Factors