

## CD14 (Monocyte / Macrophage Marker) Antibody

Mouse Monoclonal Antibody [Clone LPSR/2408]

Catalog No	Format	Size
929-MSM8-P0	Purified Ab with BSA and Azide at 200ug/ml	20 ug
929-MSM8-P1	Purified Ab with BSA and Azide at 200ug/ml	100 ug
929-MSM8-P1ABX	Purified Ab WITHOUT BSA and Azide at 1.0mg/ml	100 ug

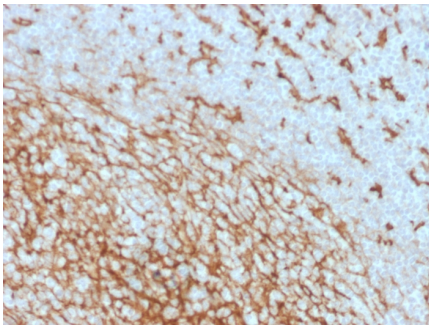
Applications	Tested Dillution	Note
Immunohistochemistry (IHC)	1-2ug/ml	30 min at RT. Staining of formalin-fixed tissues requires heating tissue sections in 10mM Tris with 1mM EDTA, pH 9.0, for 45 min at 95°C followed by cooling at RT for 20 minutes
Western Blot (WB)	2-4ug/ml	

### Product Details


<b>Clone</b>	LPSR/2408
<b>Gene Name</b>	CD14
<b>Immunogen</b>	Recombinant fragment of human CD14 protein (around aa 25-148) (exact sequence is proprietary)
<b>Host</b>	Mouse
<b>Clonality</b>	Monoclonal
<b>Isotype / Light Chain</b>	IgG1 / Kappa
<b>Mol. Weight of Antigen</b>	55kDa
<b>Cellular Localization</b>	Cell membrane, Golgi apparatus, Membrane raft, Secreted
<b>Species Reactivity</b>	Human
<b>Positive Control</b>	A549, THP-1 cells and human monocytes. Lymph nodes and tonsils.

\*Optimal dilution for a specific application should be determined.

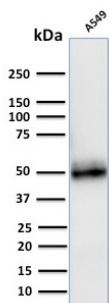
### Product Images for CD14 (Monocyte / Macrophage Marker) Antibody



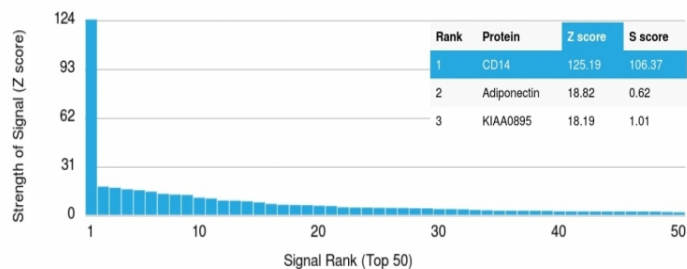
Formalin-fixed, paraffin-embedded human Tonsil Stained with CD14 Mouse Monoclonal Antibody (LPSR/2408).



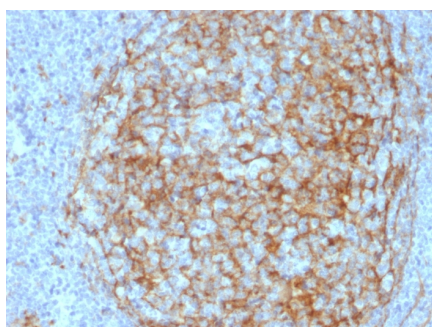
SDS-PAGE Analysis Purified CD14 Mouse Monoclonal Antibody (LPSR/2408). Confirmation of Purity and Integrity of Antibody.



Western Blot Analysis of A549 cell lysate using CD14 Mouse Monoclonal Antibody (LPSR/2408).



Analysis of Protein Array containing more than 19,000 full-length human proteins using CD14 Mouse Monoclonal Antibody (LPSR/2408) Z- and S- Score: The Z-score represents the strength of a signal that a monoclonal antibody (MAb) (in combination with a fluorescently-tagged anti-IgG secondary antibody) produces when binding to a particular protein on the HuProt™ array. Z-scores are described in units of standard deviations (SD's) above the mean value of all signals generated on that array. If targets on HuProt™ are arranged in descending order of the Z-score, the S-score is the difference (also in units of SD's) between the Z-score. S-score therefore represents the relative target specificity of a MAb to its intended target. A MAb is considered to specific to its intended target, if the MAb has an S-score of at least 2.5. For example, if a MAb binds to protein X with a Z-score of 43 and to protein Y with a Z-score of 14, then the S-score for the binding of that MAb to protein X is equal to 29.



Formalin-fixed, paraffin-embedded human Lymph Node Stained with CD14 Mouse Monoclonal Antibody (LPSR/2408).

### Specificity & Comments

Recognizes a protein of 55kDa, identified as CD14 (also known lipopolysaccharide receptor). CD14 is expressed strongly on monocytes and macrophage and weakly on the surface of neutrophils. CD14 is anchored to cells by linkage to glycosylphosphatidylinositol (GPI) and functions as a high affinity receptor for complexes of LPS and LPS binding protein (LBP). Soluble CD14, also binding to LPS, acts at physiological concentration as an LPS agonist and has, at higher concentrations, an LPS antagonizing effect in cell activation.

### Supplied As

200ug/ml of Ab purified from Bioreactor Concentrate by Protein A/G. Prepared in 10mM PBS with 0.05% BSA & 0.05% azide. Also available WITHOUT BSA & azide at 1.0mg/ml.

### Storage and Stability

Antibody with azide - store at 2 to 8 °C. Antibody without azide - store at -20 to -80 °C. Antibody is stable for 24 months. Non-hazardous. No MSDS required.

### Research Areas

Cardiovascular, Immunology, B Cell Markers, Dendritic Cell Marker, Hematopoietic Stem Cells, Infectious Disease, MAPK Signaling, Mesenchymal Stem Cell Differentiation

### Limitations and Warranty

This antibody is available for research use only and is not approved for use in diagnosis. There are no warranties, expressed or implied, which extend beyond this description. Company is not liable for any personal injury or economic loss resulting from this product.