

CD44v4 (Marker of Tumor Metastasis) Antibody

Mouse Monoclonal Antibody [Clone CD44v4/1219]

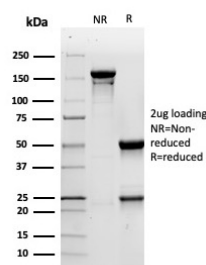
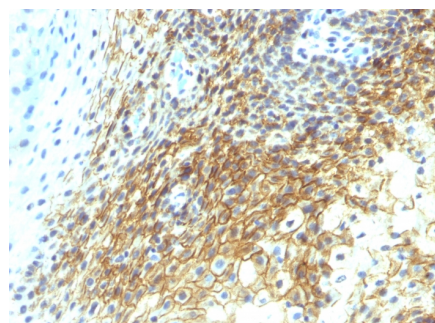
Catalog No	Format	Size
960-MSM6-P0	Purified Ab with BSA and Azide at 200ug/ml	20 ug
960-MSM6-P1	Purified Ab with BSA and Azide at 200ug/ml	100 ug
960-MSM6-P1ABX	Purified Ab WITHOUT BSA and Azide at 1.0mg/ml	100 ug

Applications	Tested Dillution	Note
Immunohistochemistry (IHC)	1-2ug/ml	30 min at RT. Staining of formalin-fixed tissues requires heating tissue sections in 10mM Tris with 1mM EDTA, pH 9.0, for 45 min at 95°C followed by cooling at RT for 20 minutes

Product Details	
Clone	CD44v4/1219
Gene Name	CD44
Immunogen	Recombinant fragment corresponding to the v4 domain of human CD44
Host	Mouse
Clonality	Monoclonal
Isotype / Light Chain	IgG2a / Kappa
Mol. Weight of Antigen	80-95kDa
Cellular Localization	Cell membrane, Cell projection, Microvillus
Species Reactivity	Human
Positive Control	Cervix or Tongue Squamous Cell Carcinoma.

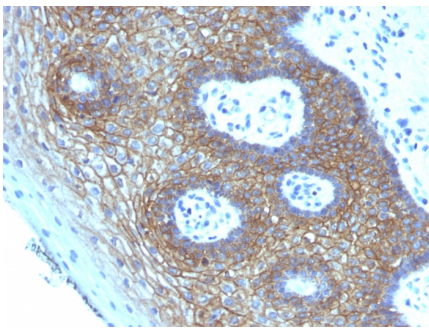
*Optimal dilution for a specific application should be determined.

Product Images for CD44v4 (Marker of Tumor Metastasis) Antibody



Formalin-fixed, paraffin-embedded human Tongue Squamous Cell Carcinoma stained with CD44v4 Mouse Monoclonal Antibody (CD44v4/1219)

SDS-PAGE Analysis of Purified CD44v4 Mouse Monoclonal Antibody (CD44v4/1219). Confirmation of Purity and Integrity of Antibody.



Formalin-fixed, paraffin-embedded human Cervical Squamous Cell Carcinoma stained with CD44v4 Mouse Monoclonal Antibody (CD44v4/1219)

Specificity & Comments

This antibody recognizes an epitope encoded by exon v4 on the variant portion of human CD44. The CD44 molecule belongs to a family of cellular adhesion molecules found on a wide range of normal and malignant cells in epithelial, mesothelial and hemopoiesis tissues. CD44 is a single gene with 20 exons, of which 10 are normally expressed to encode the basic CD44 (H-CAM) molecule. The additional 10 exons (v1 to v10) are only expressed by alternative splicing of the nuclear RNA. The expression of specific cell adhesion molecule CD44 splice variants has been reported to be associated with metastasis in certain human malignancies.

Supplied As

200ug/ml of Ab Purified from Bioreactor Concentrate by Protein A/G. Prepared in 10mM PBS with 0.05% BSA & 0.05% azide. Also available WITHOUT BSA & azide at 1.0mg/ml.

Storage and Stability

Antibody with azide - store at 2 to 8°C. Antibody without azide - store at -20 to -80°C. Antibody is stable for 24 months. Non-hazardous. No MSDS required.

Research Areas

Cardiovascular, Immunology, Articular Cartilage Extracellular Matrix, Cytokine Signaling, Hematopoietic Stem Cells, Mesenchymal Stem Cell Differentiation, Neural Stem Cells

Limitations and Warranty

This antibody is available for research use only and is not approved for use in diagnosis. There are no warranties, expressed or implied, which extend beyond this description. Company is not liable for any personal injury or economic loss resulting from this product.