

CARM1 Antibody

Mouse Monoclonal Antibody [Clone CARM1/7426]

Catalog No	Format	Size
10498-MSM3-P0	Purified Ab with BSA and Azide at 200ug/ml	20 ug
10498-MSM3-P1	Purified Ab with BSA and Azide at 200ug/ml	100 ug
10498-MSM3-P1ABX	Purified Ab WITHOUT BSA and Azide at 1.0mg/ml	100 ug

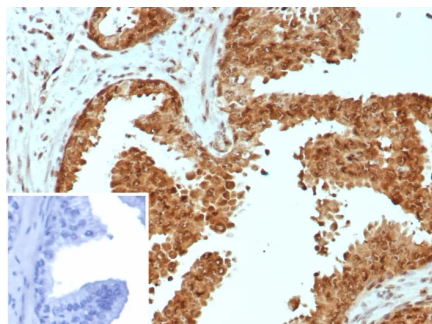
Applications	Tested Dillution	Note
Immunohistochemistry (IHC)	1-2ug/ml	30 min at RT. Staining of formalin-fixed tissues requires heating tissue sections in 10mM Tris with 1mM EDTA, pH 9.0, for 45 min at 95°C followed by cooling at RT for 20 minutes

Product Details

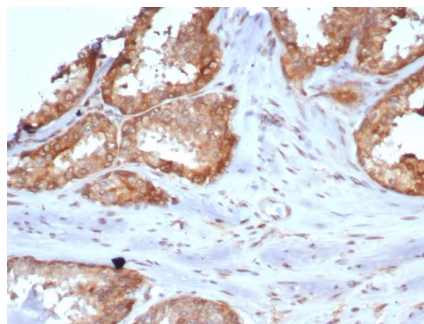
Clone	CARM1/7426
Gene Name	CARM1
Immunogen	Recombinant fragment (around aa200-400) of human CARM1 protein (exact sequence is proprietary)
Host	Mouse
Clonality	Monoclonal
Isotype / Light Chain	IgG2 / Kappa
Mol. Weight of Antigen	64/45 kDa (isoform 1 / isoform 2)
Cellular Localization	Cytoplasm, Nucleus
Species Reactivity	Human
Positive Control	Overexpressed in prostate adenocarcinomas and high-grade prostatic intraepithelial neoplasia.

**Optimal dilution for a specific application should be determined.*

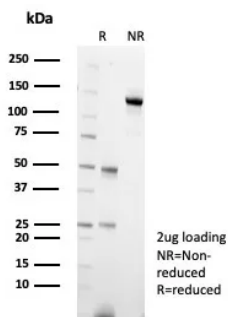
Product Images for CARM1 Antibody



Formalin-fixed, paraffin-embedded human prostate carcinoma stained with CARM1 Mouse Monoclonal Antibody (CARM1/7426). Inset: PBS instead of primary antibody; secondary only negative control.



Formalin-fixed, paraffin-embedded human prostate stained with CARM1 Mouse Monoclonal Antibody (CARM1/7426). HIER: Tris/EDTA, pH9.0, 45min. 2°C: HRP-polymer, 30min. DAB, 5min.



SDS-PAGE Analysis of Purified CARM1 Mouse Monoclonal Antibody (CARM1/7426).
Confirmation of Purity and Integrity of Antibody.

Specificity & Comments

CARM1 (coactivator-associated arginine methyltransferase 1), also known as protein arginine N-methyltransferase 4 (PRMT4), is a 585 amino acid nuclear and cytoplasmic protein belonging to the protein arginine N-methyltransferase family. As a protein arginine N-methyltransferase, CARM1 is capable of catalyzing the transfer of methyl groups from S-adenosylmethionine to the guanidino group nitrogen atoms of arginine residues in certain proteins involved in mRNA stability, DNA packaging and transcriptional regulation. The methyltransferase activity of CARM1 has been found to be negatively regulated through phosphorylation at a conserved serine residue. CARM1 acts as a positive regulator for multiple transcription factors and functions as a secondary coactivator through its association with p160 coactivators. CARM1 exists as two alternatively spliced isoforms, and is encoded by a gene that maps to human chromosome 19p13.2.

Limitations and Warranty

This antibody is available for research use only and is not approved for use in diagnosis. There are no warranties, expressed or implied, which extend beyond this description. Company is not liable for any personal injury or economic loss resulting from this product.

Supplied As

200ug/ml of Ab purified from Bioreactor Concentrate by Protein A/G. Prepared in 10mM PBS with 0.05% BSA & 0.05% azide. Also available WITHOUT BSA & azide at 1.0mg/ml.

Storage and Stability

Antibody with azide - store at 2 to 8°C. Antibody without azide - store at -20 to -80°C. Antibody is stable for 24 months. Non-hazardous. No MSDS required.

Research Areas

Developmental Biology, Nuclear Marker, Signal Transduction, Transcription Factors