

Recombinant TRPS1 (Transcriptional repressor GATA binding 1) Antibody

Rabbit Monoclonal Antibody [Clone TRPS1/8008R]

Catalog No	Format	Size
7227-RBM8-P0	Purified Ab with BSA and Azide at 200ug/ml	20 ug
7227-RBM8-P1	Purified Ab with BSA and Azide at 200ug/ml	100 ug
7227-RBM8-P1ABX	Purified Ab WITHOUT BSA and Azide at 1.0mg/ml	100 ug

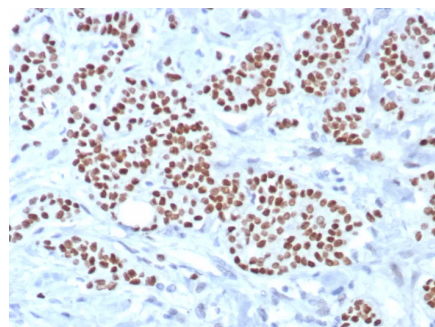
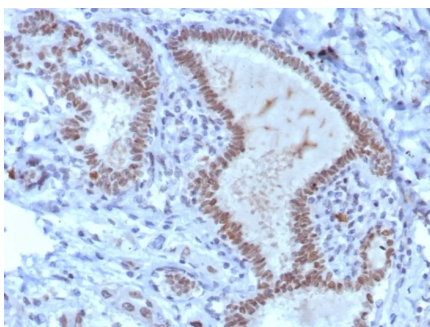
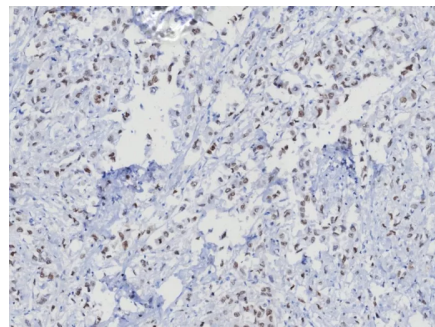
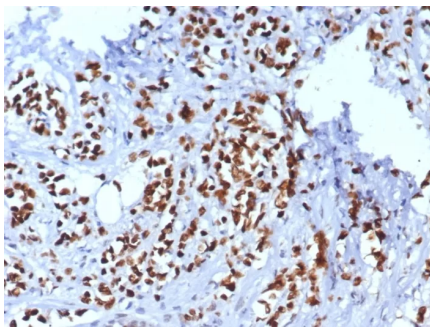
Applications	Tested Dillution	Note
Immunohistochemistry (IHC)	1-2ug/ml	30 min at RT. Staining of formalin-fixed tissues requires heating tissue sections in 10mM Tris with 1mM EDTA, pH 9.0, for 45 min at 95°C followed by cooling at RT for 20 minutes

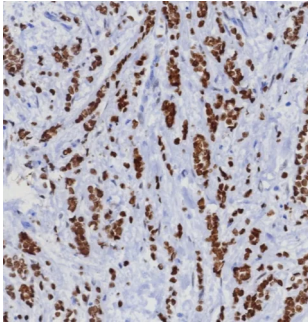
Product Details

Clone	TRPS1/8008R
Gene Name	TRPS1
Immunogen	Recombinant fragment (around aa900-1100) of human TRPS1 protein (exact sequence is proprietary)
Host	Rabbit
Clonality	Monoclonal
Isotype / Light Chain	IgG / Kappa
Mol. Weight of Antigen	142kDa
Cellular Localization	Nucleus.
Species Reactivity	Human
Positive Control	breast or breast cancer. Human squamous epithelium

*Optimal dilution for a specific application should be determined.

Product Images for Recombinant TRPS1 (Transcriptional repressor GATA binding 1) Antibody





Specificity & Comments

Transcriptional repressor. Binds specifically to GATA sequences and represses expression of GATA-regulated genes at selected sites and stages in vertebrate development. Regulates chondrocyte proliferation and differentiation. Executes multiple functions in proliferating chondrocytes, expanding the region of distal chondrocytes, activating proliferation in columnar cells and supporting the differentiation of columnar into hypertrophic chondrocytes. Ubiquitously expressed in the adult. Found in fetal brain, lung, kidney, liver, spleen and thymus. More highly expressed in androgen-dependent than in androgen-independent prostate cancer cells.

Limitations and Warranty

This antibody is available for research use only and is not approved for use in diagnosis. There are no warranties, expressed or implied, which extend beyond this description. Company is not liable for any personal injury or economic loss resulting from this product.

Supplied As

200ug/ml of Ab purified from Bioreactor Concentrate by Protein A/G. Prepared in 10mM PBS with 0.05% BSA & 0.05% azide. Also available WITHOUT BSA & azide at 1.0mg/ml.

Storage and Stability

Antibody with azide - store at 2 to 8°C. Antibody without azide - store at -20 to -80°C. Antibody is stable for 24 months. Non-hazardous. No MSDS required.

Research Areas

Cardiovascular, Nuclear Marker
