

Recombinant Carbonic Anhydrase VIII Antibody

Rabbit Monoclonal Antibody [Clone CA8/8605R]

Catalog No	Format	Size
767-RBM6-P0	Purified Ab with BSA and Azide at 200ug/ml	20 ug
767-RBM6-P1	Purified Ab with BSA and Azide at 200ug/ml	100 ug
767-RBM6-P1ABX	Purified Ab WITHOUT BSA and Azide at 1.0mg/ml	100 ug


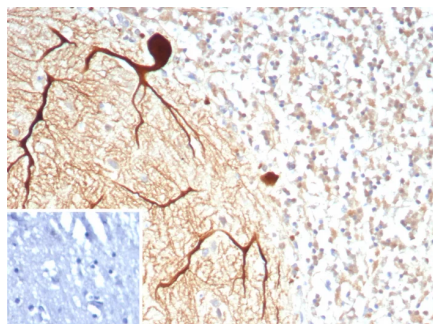
Applications	Tested Dillution	Note
Immunohistochemistry (IHC)	1-2ug/ml	30 min at RT. Staining of formalin-fixed tissues requires heating tissue sections in 10mM Tris with 1mM EDTA, pH 9.0, for 45 min at 95°C followed by cooling at RT for 20 minutes

Product Details

Clone	CA8/8605R
Gene Name	CA8
Immunogen	Recombinant full-length human CA8 protein
Host	Rabbit
Clonality	Monoclonal
Isotype / Light Chain	IgG / Kappa
Mol. Weight of Antigen	32.97kDa
Cellular Localization	Cytoplasm. Cell surface.
Species Reactivity	Human
Positive Control	Human cerebellum. Selective expression in Purkinje cells. HEK-293 or K-562 cell lines.

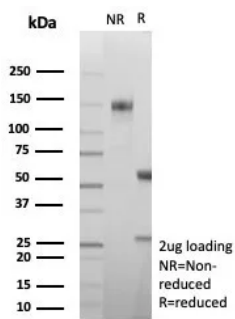
*Optimal dilution for a specific application should be determined.

Product Images for Recombinant Carbonic Anhydrase VIII Antibody



Formalin-fixed, paraffin-embedded human brain stained with CA8 Recombinant Rabbit Monoclonal Antibody (CA8/8605R). Inset: PBS instead of primary antibody; secondary only negative control.

Western Blot Analysis of human K562 lysate using CA8 Rabbit Recombinant Monoclonal Antibody (CA8/8605R).



SDS-PAGE Analysis of Purified CA8 Recombinant Rabbit Monoclonal Antibody (CA8/8605R). Confirmation of Purity and Integrity of Antibody.

Specificity & Comments

The protein encoded by this gene was initially named CA-related protein because of sequence similarity to other known carbonic anhydrase genes. However, the gene product lacks carbonic anhydrase activity (i.e., the reversible hydration of carbon dioxide). The gene product continues to carry a carbonic anhydrase designation based on clear sequence identity to other members of the carbonic anhydrase gene family. The absence of CA8 gene transcription in the cerebellum of the lurcher mutant in mice with a neurologic defect suggests an important role for this acatalytic form. Mutations in CA8 gene causes neuropathology, such as ataxia, mild mental retardation and the predisposition to quadrupedal gait. It is also associated with the development of colorectal and lung cancers. Additionally, it is upregulated in various cancers.

Limitations and Warranty

This antibody is available for research use only and is not approved for use in diagnosis. There are no warranties, expressed or implied, which extend beyond this description. Company is not liable for any personal injury or economic loss resulting from this product.

Supplied As

200ug/ml of Ab purified from Bioreactor Concentrate by Protein A/G. Prepared in 10mM PBS with 0.05% BSA & 0.05% azide. Also available WITHOUT BSA & azide at 1.0mg/ml.

Storage and Stability

Antibody with azide - store at 2 to 8°C. Antibody without azide - store at -20 to -80°C. Antibody is stable for 24 months. Non-hazardous. No MSDS required.