

ADCY8 (Adenylate Cyclase 8) Antibody

Mouse Monoclonal Antibody [Clone ADCY8/7573]

Catalog No	Format	Size
114-MSM3-P0	Purified Ab with BSA and Azide at 200ug/ml	20 ug
114-MSM3-P1	Purified Ab with BSA and Azide at 200ug/ml	100 ug
114-MSM3-P1ABX	Purified Ab WITHOUT BSA and Azide at 1.0mg/ml	100 ug

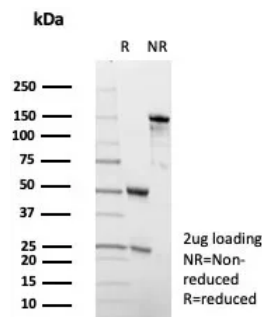
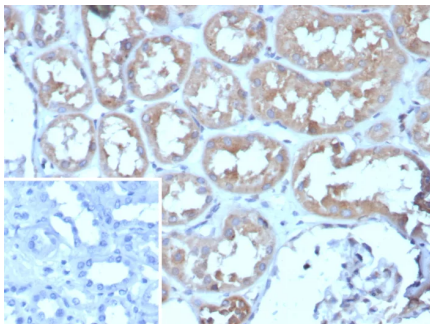
Applications	Tested Dillution	Note
Immunohistochemistry (IHC)	1-2ug/ml	30 min at RT. Staining of formalin-fixed tissues requires heating tissue sections in 10mM Tris with 1mM EDTA, pH 9.0, for 45 min at 95°C followed by cooling at RT for 20 minutes

Product Details

Clone	ADCY8/7573
Gene Name	ADCY8
Immunogen	Recombinant fragment (around aa1-200) of human ADCY8 protein (exact sequence is proprietary)
Host	Mouse
Clonality	Monoclonal
Isotype / Light Chain	IgG2 / Kappa
Mol. Weight of Antigen	140kDa
Cellular Localization	Cell surface. Multi-pass membrane protein. Cytoplasm.
Species Reactivity	Human
Positive Control	Human brain tissue.

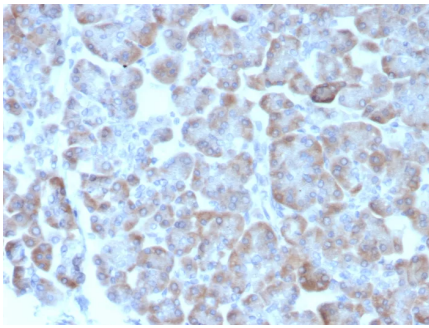
*Optimal dilution for a specific application should be determined.

Product Images for ADCY8 (Adenylate Cyclase 8) Antibody



Formalin-fixed, paraffin-embedded human kidney stained with ADCY8 Mouse Monoclonal Antibody (ADCY8/7573). Inset: PBS instead of primary antibody; secondary only negative control.

SDS-PAGE Analysis of Purified ADCY8 Mouse Monoclonal Antibody (ADCY8/7573). Confirmation of Purity and Integrity of Antibody.



Formalin-fixed, paraffin-embedded human salivary gland stained with ADCY8 Mouse Monoclonal Antibody (ADCY8/7573). HIER: Tris/EDTA, pH9.0, 45min. 2°C: HRP-polymer, 30min. DAB, 5min.

Specificity & Comments

Adenylate cyclase is a membrane bound enzyme that catalyses the formation of cyclic AMP from ATP. The enzymatic activity is under the control of several hormones, and different polypeptides participate in the transduction of the signal from the receptor to the catalytic moiety. Stimulatory or inhibitory receptors (Rs and Ri) interact with G proteins (Gs and Gi) that exhibit GTPase activity and they modulate the activity of the catalytic subunit of the adenyl cyclase [provided by RefSeq, Jul 2008]

Supplied As

200ug/ml of Ab purified from Bioreactor Concentrate by Protein A/G. Prepared in 10mM PBS with 0.05% BSA & 0.05% azide. Also available WITHOUT BSA & azide at 1.0mg/ml.

Storage and Stability

Antibody with azide - store at 2 to 8°C. Antibody without azide - store at -20 to -80°C. Antibody is stable for 24 months. Non-hazardous. No MSDS required.

Research Areas

Colon Cancer, Infectious Disease, Neuroinflammation, Signal Transduction

Limitations and Warranty

This antibody is available for research use only and is not approved for use in diagnosis. There are no warranties, expressed or implied, which extend beyond this description. Company is not liable for any personal injury or economic loss resulting from this product.
